




केंद्रीय विद्यालय संगठन/ Kendriya Vidyalaya Sangathan  
18, संस्थानिक क्षेत्र/ 18, Institutional Area  
शहीद जीत सिंह मार्ग/ Shaheed Jeet Singh Marg  
नई दिल्ली-16/ New Delhi -16  
011-26858570

फ.स.110239/51/2019/बजट /केवीएस(मुख्या.)

दिनांक:26.05.2020

वित्त मंत्रालय, भारत सरकार का कार्यालय ज्ञापन संख्या 7(2)EV/2016, दिनांक 20 मई 2020 जो कि केंद्रीय कर्मचारी समूह बीमा योजना 1980 बचत कोष के लिए 01.04.2020 से 30.06.2020 तक की अवधि के लिए लाभ तालिका से संबंधित है, सूचना एवं आवश्यक कार्रवाही हेतु के वी एस की वैबसाइट पर अपलोड किया जा रहा है।

The Ministry of Finance, Govt. of India OM. No.7(2)EV/2016, dated 20<sup>th</sup> May, 2020 regarding Tables of benefits for the savings funds for the period from 01.04.2020 to 30.06.2020 for Central Government Employees Group Insurance Scheme-1980 is uploaded in the KVS Website for information and necessary action.

  
(ए.के. श्रीवास्तव)

सहायक आयुक्त (वित्त)

वितरण :

1. उपायुक्त, के. वी. एस. , सभी क्षेत्रीय कार्यालय।
2. वित्त अधिकारी , के. वी. एस. , सभी क्षेत्रीय कार्यालय।
3. सभी अधिकारी / अनुभाग , के. वी. एस. (मु. )।
4. प्राचार्य , के. वी. काठमांडू , मास्को एवं तेहरान ।
5. महासचिव , सभी मान्य संघ ।
6. निदेशक , जीट ग्वालियर , मुंबई , मैसूर , चंडीगढ़ एवं भूबनेश्वर।
7. उपायुक्त, ई डी पी , के वी एस (मु.) को के वी एस (मु.) की वैबसाइट के शीर्ष "सूचना पट(Announcements) " के अंतर्गत अपलोड करने हेतु प्रेषित ।
8. आर टी आई , के वी एस (मु.)।
9. गार्ड फ़ाइल

No.7(2)/EV/2016  
Government of India  
Ministry of Finance  
Department of Expenditure  
\*\*\*\*\*

New Delhi, the 20<sup>th</sup> May, 2020

**OFFICE MEMORANDUM**

**Sub: Central Government Employees Group Insurance Scheme-1980 - Tables of Benefits for the savings fund for the period from 01.04.2020 to 30.06.2020.**

.....


The Tables of Benefits for Savings Fund to the beneficiaries under the Central Government Employees Group Insurance Scheme (CGEGIS-1980), which are being issued on a quarterly basis from 01.01.2017 onwards, as brought out in this Ministry's OM of even number dated 17.03.2017, for the quarter from 01.04.2020 to 30.06.2020, as worked out by the Insurance Regulatory & Development Authority (IRDA) based on the interest rate of 7.1% per annum (compounded quarterly) as notified by the Department of Economic Affairs as per their Resolution No.5(2)-B(PD)/2020, dated 07.04.2020, are enclosed.

2. The Tables enclosed are of two categories as per the existing practice. As hitherto, the first Table of Benefits for the savings fund of the scheme is based on the subscription of Rs.10 p.m. from 01.01.1982 to 31.12.1989 and Rs.15 p.m. w.e.f. 01.01.1990 onwards. The second Table of Benefits for savings fund is based on a subscription of Rs.10 p.m. for those employees who had opted out of the revised rate of subscription w.e.f. 01.01.1990.

3. While these orders are in respect of Table of Benefits for the period from 01.04.2020 to 30.06.2020, the Table already issued for the first quarter i.e from 01.01.2020 to 31.03.2020 are also reproduced for the sake of convenience and consolidation.


4. In their application to the employees of the Indian Audit & Accounts Department, these orders are issued after consultation with the Comptroller & Auditor General of India, as mandated under Article 148(5) of the Constitution.

5. Hindi version of the order is attached.

  
(Amar Nath Singh)  
Director

To

1. All Ministries/Departments of the Central Government as per standard list.
2. Copy with spare copies for information and necessary action to C&AG, UPSC, all State Governments etc. as per standard list.



**CENTRAL GOVERNMENT EMPLOYEES GROUP INSURANCE SCHEME 1980**

Contribution @ Rs. 10/- P.M upto 31.12.89 and Rs. 15 throughout after 1.1.90

Accumulated value of contribution from 1st January of year of Entry to the month and year of cessation

Year of cessation of membership - 2020

Month of cessation of membership

Year of Entry	Jan	Feb	Mar	April	May	June
1982	39248.26	39515.46	39784.41	40028.92	40274.87	40522.27
1983	35804.02	36048.70	36294.97	36518.96	36744.26	36970.89
1984	32702.74	32927.13	33152.98	33358.49	33565.21	33773.14
1985	29914.90	30121.05	30328.56	30517.45	30707.45	30898.58
1986	27422.07	27611.92	27803.01	27977.05	28152.11	28328.20
1987	25179.99	25355.18	25531.52	25692.19	25853.81	26016.39
1988	23177.62	23339.71	23502.86	23651.61	23801.22	23951.72
1989	21367.00	21517.25	21668.48	21806.43	21945.20	22084.78
1990	19762.83	19902.64	20043.31	20171.71	20300.86	20430.77
1991	17616.69	17742.41	17868.95	17984.56	18100.84	18217.81
1992	15717.56	15830.86	15944.91	16049.19	16154.10	16259.61
1993	14021.26	14123.47	14226.34	14320.52	14415.25	14510.54
1994	12520.40	12612.79	12705.78	12791.02	12876.75	12963.00
1995	11185.48	11269.14	11353.35	11430.63	11508.36	11586.55
1996	10001.76	10077.67	10154.08	10224.31	10294.95	10366.01
1997	8943.41	9012.40	9081.85	9145.77	9210.06	9274.74
1998	8010.44	8073.33	8136.64	8195.00	8253.70	8312.75
1999	7173.35	7230.77	7288.56	7341.93	7395.62	7449.62
2000	6435.83	6488.42	6541.36	6590.34	6639.60	6689.15
2001	5779.43	5827.73	5876.35	5921.41	5966.74	6012.34
2002	5196.79	5241.28	5286.06	5327.65	5369.49	5411.57
2003	4660.95	4701.94	4743.19	4781.59	4820.21	4859.07
2004	4179.01	4216.84	4254.92	4290.45	4326.18	4362.13
2005	3733.77	3768.69	3803.83	3836.71	3869.78	3903.04
2006	3322.43	3354.66	3387.10	3417.53	3448.13	3478.91
2007	2942.42	2972.17	3002.11	3030.26	3058.59	3087.08
2008	2591.35	2618.80	2646.43	2672.50	2698.71	2725.09
2009	2267.02	2297.35	2317.84	2341.97	2366.25	2390.67
2010	1967.38	1990.75	2014.27	2036.62	2059.10	2081.71
2011	1690.57	1712.12	1733.82	1754.52	1775.34	1796.28
2012	1434.63	1454.51	1474.52	1493.70	1512.98	1532.38
2013	1199.45	1217.80	1236.26	1254.04	1271.91	1289.89
2014	983.69	1000.62	1017.67	1034.15	1050.74	1067.42
2015	785.81	801.45	817.19	832.50	847.89	863.38
2016	604.25	618.70	633.25	647.47	661.78	676.17
2017	437.66	451.02	464.47	477.70	491.01	504.40
2018	284.18	296.54	308.98	321.30	333.69	346.15
2019	142.00	153.43	164.9333	176.40	187.94	199.55
2020	10.50	21.07	31.71	42.39	53.14	63.95

**Note:**

**Basis Used**

From	To	Interest*	From	To	Interest*	From	To	Interest*
1.1.82	31.12.82	10%	01.04.2012	31.03.2013	8.80%	1.4.2019	30.6.2019	8.00%
1.1.83	31.12.86	11%	1.4.2013	31.03.2016	8.70%	1.7.2019	30.9.2019	7.90%
1.1.87	31.12.00	12%	01.04.2016	30.09.2016	8.70%	1.10.2019	31.12.2019	7.90%
1.1.01	31.12.01	11%	01.10.2016	31.12.2016	8.70%	1.1.2020	31.03.2020	7.90%
1.1.02	31.12.02	9.50%	01.01.2017	31.03.2017	8.00%	1.4.2020	30.06.2020	7.10%
1.1.03	31.12.03	9.00%	01.04.2017	30.06.2017	7.90%	Savings Fund : 68.75% from 1.1.82 to 31.12.87		
1.1.04	30.11.11	8.00%	01.07.2017	31.12.2017	7.80%	70% from 1.1.88 and onwards		
1.12.11	31.03.12	8.60%	01.01.2018	30.09.2018	7.60%	Insurance Fund : 31.25% from 1.1.82 to 31.12.87		
			1.10.2018	31.12.2018	8.00%	30% from 1.1.88 and onwards		
			1.1.2019	31.3.2019	8.00%			

\* Interest p.a compounded quarterly

*58*

*hms* *to*